



RELIABLY MAN: THE LION JUST GOT STRONGER.

MAN fans will be delighted. Featuring a brand new design inside and out, the new Lion's Coach adds to its stylish and dynamic look, whilst remaining an unmistakeable MAN coach. Thanks to the extensive experience MAN has gained as a classic commercial vehicles manufacturer and its wide ranging service portfolio, the Lion's Coach guarantees a high degree of vehicle availability and utilisation. Being both efficient and powerful, the high-performance, cost-effective coach forms the ideal backbone of any fleet. The Lion's Coach is sure to make an impression on any trip with its innovative technical features through to the standard comfort options – it is equipped with everything the heart desires. Summed up in one sentence: a lion you can rely on.



Increased efficiency and safety: full LED main headlights (optional)



High visual and technical quality: full LED rear lights



Safety can be this stylish: patented MAN skeleton structure complies with ECE R66.02

BRIMMING WITH CONFIDENCE.

Even before it makes a move, the MAN Lion's Coach impresses with its self-confident appearance, which radiates enormous power and safety.

Its timeless lines and style and balanced proportions see the MAN Lion's Coach bring a touch of self-confidence and presence to the road. In this regard, the coach is fully in the mark of its namesake, with the face of a lion identifiable on the front of the coach. The exterior innovations, such as the full LED lights or the re-designed flaps, are not just visually impressive but also functional. If you take a close look, you can see at first glance: the MAN Lion's Coach is the perfect combination of a tried-and-tested and modern vehicle concept that meets the needs of our customers and passengers alike – a true MAN no less.



IMPRESSIVE, COSY AMBIENCE.

The first glance alone into the appealing passenger area reveals that stress-free and comfortable travelling is a given in this cosy ambience.

The colour scheme, lines and design of the new interior have one clear objective: we want passengers and drivers to feel right at home as soon as they board the MAN Lion's Coach. Firstly, this feeling is achieved by the friendly and high-quality interior with its harmonious and timeless colours. Secondly, a warm white LED lighting strip runs throughout to create indirect lighting over the entire ceiling area. This lighting casts an impressive ambience inside. Additional light streams through the large glass skylight into the passenger area, meaning the holiday starts as soon as travellers step aboard.





Large, translucent and tinted glass skylights

IMPRESSIVE COMFORT.

The successful and consistent blend of cosy ambience and passenger comfort is apparent at second glance into the interior.


Typically MAN: whoever takes a seat in the Lion's Coach will more than reap the rewards in terms of comfort. The new, large glass skylights flood the interior with extra light, adding an extra dimension of brightness. At the same time, the high UV filter provides protection against too much sunlight. The seats are equipped with everything that the modern passenger needs. Inviting features, such as our MAN Multimedia Coach infotainment system, tablet holder, USB port and adjustable headrests, give passengers a comfortable and personal travel experience. The MAN Lion's Coach is simply the model way to travel.



Elegant luggage racks enhance the interior ambience




User-friendly service kits for stress-free travel



Modern raised kitchen for satisfied passengers



Comfortable tablet holder in every seat



USB ports for every passenger



Adjustable headrests for optimum comfort

ERGONOMIC AND SOPHISTICATED COCKPIT.

Driving the Lion's Coach is a relaxed affair thanks to its pioneering, ergonomic and user-friendly cockpit.

The Lion's Coach welcomes its driver with a work place designed to be practical, ergonomic and appealing. All key information can be seen at a glance on the new instrument panel, and the optimised switch layout improves user ergonomics. The same can be said for the spacious and practical storage concept (including cupholder), which offers sufficient space for essential items. Furthermore, drivers can enjoy a relaxed working environment in term of the ergonomic seat, infinitely adjustable multi-function steering wheel and individual climate control for the driver area.



Spacious and practical storage concept



Controls with optimised layout



Stylish lines and colour scheme

RELIABLE IN EVERY SITUATION.

Its numerous and cutting-edge safety assistance systems ensure the MAN Lion's Coach provides maximum safety every time it takes to the road.

Full LED headlights

Full LED headlights front and rear provide maximum light quality and brightness for increased active safety, whilst simultaneously cutting operating costs.

New ECE R66.02 standard fulfilled

The patented MAN skeleton structure absorbs the crash energy in the event of a vehicle crash or accident, and complies with the latest crash directive.

Electronic stability program (ESP)

The system detects hazardous situations, stabilises the vehicle by braking individual wheels selectively and, where required, by cutting back engine torque.

Electronic brake system (EBS)

Rapid intervention in the brake system and the anti-lock braking system significantly increase braking safety. Integrated ASR reduces spin on the drive wheels and also wear.

MAN BrakeMatic® with maximum speed control management and cruise control

MAN BrakeMatic® management of the continuous brake means that this brake is automatically applied as soon as the driver touches the brake pedal. Maximum speed control and cruise control enable the vehicle to precisely maintain a preselected speed, thereby boosting safety on steep downward gradients in particular.

MAN TipMatic®

The twelve-speed MAN TipMatic® gearbox can be operated both in fully automatic mode and manually by means of the touch-action stalk on the steering column. If the retarder is operated, the gearbox automatically selects the gear that maximises brake force.

Emergency Brake Assist EBA

The brake assistant function warns the driver of impending collisions and brakes automatically, and to a complete stop where required, in emergency situations.

Lane Guard System (LGS)

The Lane Guard System (LGS) uses a vibrator impulse in the seat to warn the driver as soon as the coach leaves the lane, in other words when the driver diverges from the lane markings.

Adaptive Cruise Control (ACC)

Speed is controlled based on the distance from the vehicle in front and kept constant by means of subtle interventions from the retarder in the brake system. Safety on the road is also increased.



BOTH POWERFUL AND EFFICIENT.

Unmistakeably MAN, the Lion's Coach impresses with a sophisticated, highly efficient driveline and fuel-efficient assistance systems.

Increased motor performance, lower consumption

MAN used the changeover to Euro 6c to introduce a multitude of innovations in the coach driveline that enable a perfect balance of efficiency and power. For instance, we have subjected our high-torque, common rail engines to extensive optimisation processes. Each engine has 20 HP more at its disposal, so optional with 420, 450 or 500 HP, and a torque increased by 200 Nm to give the Lion's Coach powerful and efficient driving characteristics.

Optimised gearshift strategy

The optimised gearshift strategy also has a positive effect on fuel consumption. One highlight is the GPS-supported MAN EfficientCruise® cruise control in connection with MAN EfficientRoll®, which takes an active and predictive role in gear selection. It also enables the rolling function, so that additional fuel can be saved.

Longer rear-axle ratio

The new, longer rear-axle ratio ($i=2.73$) reduces the engine speed by approximately 13 percent in comparison with the previous longest axle ratio ($i=3.15$). This reduction not only has a positive effect on fuel consumption, but also lowers the noise emission level, thereby enhancing driving comfort.

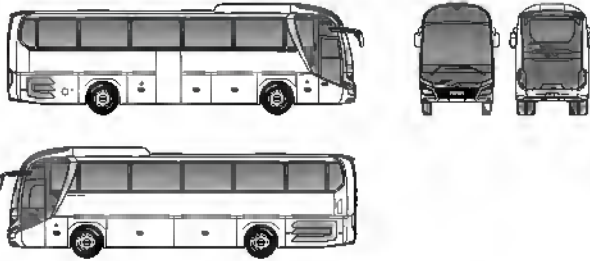
Extended service intervals

The Lion's Coach is on the road for long periods – we have increased the interval between oil changes up to 140,000 km. At the same time, depending on the deployment profile, diesel particulate filters have service lives of 850,000 km and beyond.



TECHNICAL DATA.

Lion's Coach:



Vehicle dimensions

Length	12,101 mm	Wheelbase	6,060 mm
Width	2,550 mm	Turning circle	20,880 mm
Overall height	3,870 mm		

Engine

Model, arrangement

D2676 LOH common Rail
6-cylinder diesel engine
vertically installed
Displacement: 12,419 cm³
Rated output: 309 kW (420 hp),
max. torque: 2,100 Nm

D 2676 LOH common Rail
6-cylinder diesel engine
vertically installed

Displacement: 12,419 cm³
Rated output: 338 kW (460 hp),
max. torque: 2,300 Nm

Gearbox

6-speed manual gearbox
(only at 420 hp)

MAN TipMatic®, automated 12-speed
manual gearbox with EasyStart

6-speed automatic gearbox

Running gear

Brakes

EBS brake system, disc brakes
on all wheels

General

Seats

max. 53 passenger seats

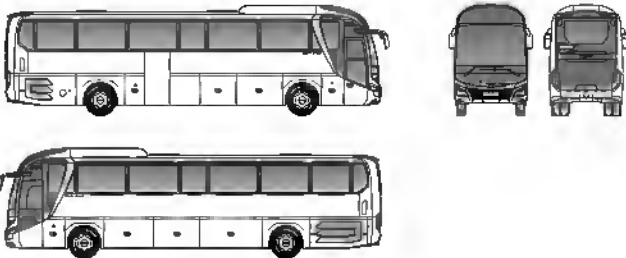
Luggage space

max. 11,7 m³

Permissible total weight

19,700 kg

Lion's Coach C:



Vehicle dimensions

Length	13,091 mm	Wheelbase	7,050 mm
Width	2,550 mm	Turning circle	23,400 mm
Overall height	3,870 mm		

Engine

Model, arrangement

D2676 LOH common Rail
6-cylinder diesel engine
vertically installed
Displacement: 12,419 cm³
Rated output: 309 kW (420 hp),
max. torque: 2,100 Nm

D 2676 LOH common Rail
6-cylinder diesel engine
vertically installed

Displacement: 12,419 cm³
Rated output: 338 kW (460 hp),
max. torque: 2,300 Nm

Gearbox

MAN TipMatic®, automated 12-speed
manual gearbox with EasyStart

6-speed automatic gearbox

Running gear

Brakes

EBS brake system, disc brakes
on all wheels

General

Seats

max. 59 passenger seats

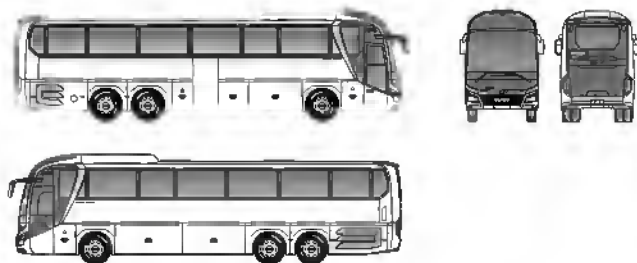
Luggage space

max. 14,3 m³

Permissible total weight

20,600 kg

Lion's Coach C:



Vehicle dimensions

Length	13,361 mm	Front wheelbase	6,060 mm
Width	2,550 mm	Rear wheelbase	1,470 mm
Overall height	3,870 mm	Turning circle	20,960 mm

Engine

Model, arrangement

D 2676 LOH common Rail
6-cylinder diesel engine
vertically installed
Displacement: 12,419 cm³
Rated output: 338 kW (460 hp),
max. torque: 2,300 Nm

D 2676 LOH common Rail
6-cylinder diesel engine
vertically installed

Displacement: 12,419 cm³
Rated output: 368 kW (500 hp),
max. torque: 2,500 Nm

Gearbox

MAN TipMatic®, automated 12-speed
manual gearbox with EasyStart

6-speed automatic gearbox
(only at 460 hp)

Running gear

Brakes

EBS brake system, disc brakes
on all wheels

General

Seats

max. 57 passenger seats

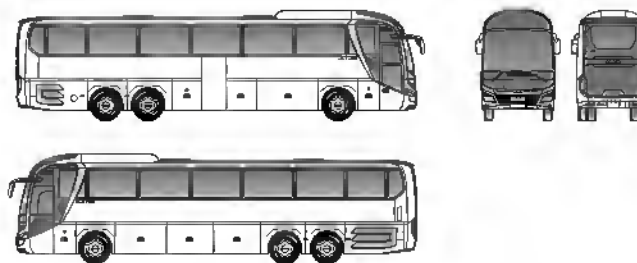
Luggage space

max. 11,8 m³

Permissible total weight

25,530 kg

Lion's Coach L:



Vehicle dimensions

Length	13,901 mm	Front wheelbase	6,600 mm
Width	2,550 mm	Rear wheelbase	1,470 mm
Overall height	3,870 mm	Turning circle	22,256 mm

Engine

Model, arrangement

D 2676 LOH common Rail
6-cylinder diesel engine
vertically installed
Displacement: 12,419 cm³
Rated output: 338 kW (460 hp),
max. torque: 2,300 Nm

D 2676 LOH common Rail
6-cylinder diesel engine
vertically installed

Displacement: 12,419 cm³
Rated output: 368 kW (500 hp),
max. torque: 2,500 Nm

Gearbox

MAN TipMatic®, automated 12-speed
manual gearbox with EasyStart

6-speed automatic gearbox
(only at 460 hp)

Running gear

Brakes

EBS brake system, disc brakes
on all wheels

General

Seats

max. 61 passenger seats

Luggage space

max. 13,2 m³

Permissible total weight

25,530 kg